

**Instructions for Use**  
**QVAR REDIHALER (kue' var Red-ee-haye'ler)**  
**(beclomethasone dipropionate HFA)**  
**inhalation aerosol**

**Your QVAR REDIHALER Inhaler**

**OVERVIEW**

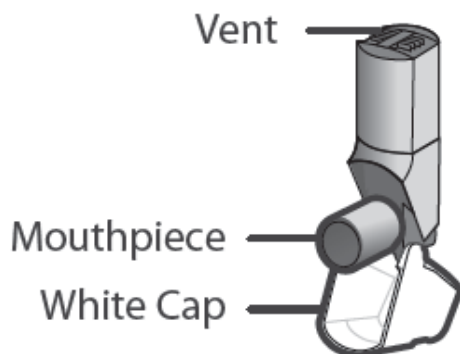
When you are ready to use your QVAR REDIHALER for the first time, remove the inhaler from the carton.

**Important information:**

- There is no button. You must close the white cap to prepare the inhaler with medicine **before each inhalation**.
- Do not shake. This breath-actuated device does not need to be shaken. This is **not** a press-and-breathe inhaler
- QVAR REDIHALER does not need priming.
- Do not use a spacer or volume holding chamber with QVAR REDIHALER.
- Always use the inhaler in the upright position (with the mouthpiece down).
- Once prepared, the inhaler will deliver 1 inhalation of medicine when you breathe in (inhale) through the mouthpiece. Your dose might require more than 1 inhalation.
- Do not open the white cap or leave it open unless you are ready for your next inhalation. If the cap has been opened for more than 2 minutes or left in the open position, you will need to close the white cap before use.
- Do not suddenly stop using your QVAR REDIHALER. Contact your healthcare provider immediately if you stop using your QVAR REDIHALER.

There are 2 main parts of your QVAR REDIHALER including:

- the inhaler body with the mouthpiece. **See Figure A.**
- the white cap that covers the mouthpiece of the inhaler. **See Figure A.**



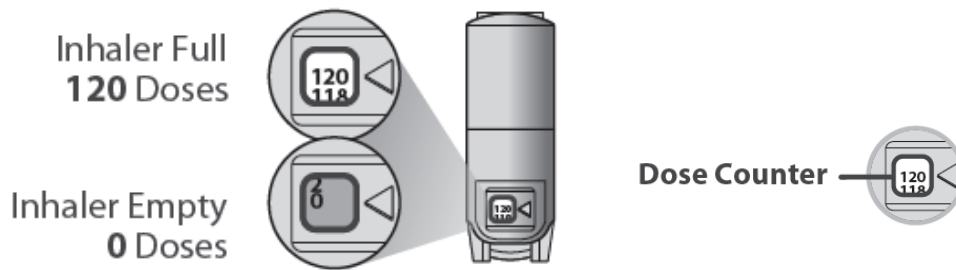
**Figure A**

**About the Dose Counter**

There is a dose counter in the back of the inhaler with a viewing window that shows you how many inhalations of medicine you have left. **See Figure B.**

- Your QVAR REDIHALER contains 120 inhalations. **See Figure B.**
- The counter on the back of your inhaler shows how many inhalations you have left.
- When there are 20 inhalations left, the numbers in the dose counter will change to red and you should refill your prescription or ask your healthcare provider for another prescription.

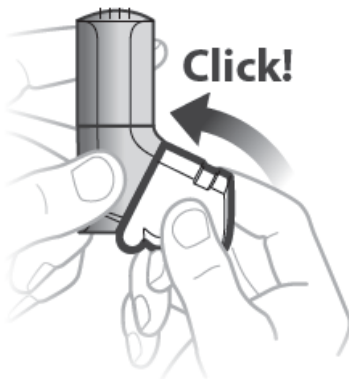
- When the dose counter shows '0', the background will turn solid red and your inhaler is empty. You should stop using the inhaler and throw it away. **Do not** put your inhaler into a fire or incinerator. **See Figure B.**



**Figure B**

**Important:**

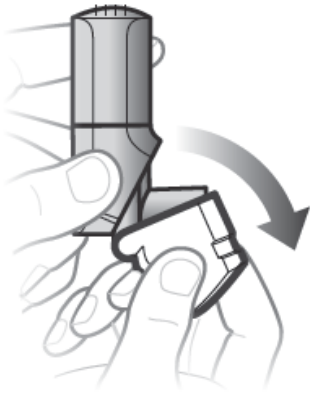
- **The white cap must be closed to prepare the inhaler before each inhalation or you will not receive your medicine. See Figure C.**
- If the white cap is, open close the white cap to prepare your inhaler and look at the dose counter window to make sure that your inhaler is not empty. **See Figure B.**
- Do not open the cap until you are ready to take your inhalation.



**Figure C**

## Using your QVAR REDIHALER:

### Step 1. Open the white cap



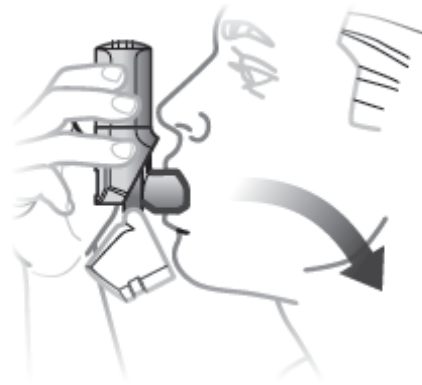
- **Open the white cap. See Figure D.**
- **Breathe out fully.**

**Figure D**

#### **Remember:**

- Do not open the cap until you are ready to take your inhalation.
- Never breathe out into the inhaler mouthpiece.

### Step 2. Inhale 1 Time



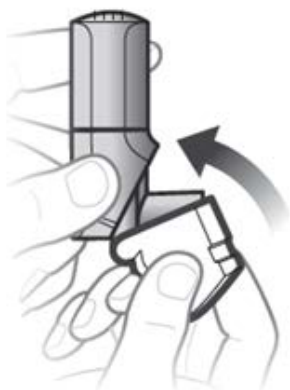
- **Place the mouthpiece in your mouth and close your lips around it so you form a good seal.**
- **Inhale deeply** to release the medicine.
- **Remove inhaler, hold breath for 5 to 10 seconds**, then, breathe out slowly, away from the inhaler.

**Figure E**

#### **Remember:**

- Hold inhaler upright as you take your inhalation. **See Figure E.**

## Step 3. Close the white cap



- Close the white cap after inhaling to prepare your next inhalation. See Figure F.

Figure F

If your healthcare provider has told you to take more than 1 inhalation per dose, make sure the white cap is closed and repeat steps 1-3.

After taking your prescribed number of inhalations, rinse your mouth with water **without swallowing** to help reduce the risk of a fungal infection (thrush) in your mouth.

### How to store your QVAR REDIHALER

- Store QVAR REDIHALER at room temperature between 68 °F to 77°F (20°C - 25°C). Excursions between 59°F and 86°F (15°C and 30°C) are permitted. **Do not** use or store near heat or open flame. Exposure to temperatures above 120°F (49°C) may cause the canister to burst. **Do not** throw QVAR REDIHALER into fire or an incinerator. Keep the white cap on the inhaler closed during storage.
- Keep your QVAR REDIHALER inhaler dry and clean at all times.
- **Keep your QVAR REDIHALER and all medicines out of the reach of children.**
- Throw away QVAR REDIHALER when the dose counter displays '0,' or after the expiration date on the package, whichever comes first.

### Cleaning your QVAR REDIHALER

- **Do not wash or put any part of your QVAR REDIHALER in water.**
- Clean the mouthpiece of your QVAR REDIHALER weekly with a clean, dry tissue or cloth.

### Support

- If you have any questions about QVAR REDIHALER or how to use your inhaler, go to [www.QvarRedihaler.com](http://www.QvarRedihaler.com) or call 1-888-483-8279

This Instructions for Use has been approved by the U.S. Food and Drug Administration.

Marketed by: Teva Respiratory, LLC, Frazer, PA 19355; Manufactured by: Norton (Waterford) Limited, Ireland; Copyright ©2017, Teva Respiratory, LLC; All rights reserved; QVAR is a registered trademark of IVAX, LLC, a member of the Teva Group, and RediHaler is a trademark of Teva Respiratory, LLC.



QVARHIFU-001

Rev. XX/20XX